

## Final report:

# The impact of Brexit on the arts sector in Scotland

Compiled by Ruthless Research

October 2018

# SCOTTISH CONTEMPORARY ART NETWORK

## Table of contents

Background	3
Methodology	3
KEY FINDINGS FROM THE SURVEY	5
About the respondents	5
Working outside the UK	10
The impact of Brexit	17
Summarised findings	34

## The context for this report

### Background

Brexit is the impending withdrawal of the UK from the European Union (EU), following a referendum held in 2016. The UK is due to leave the EU in March 2019.

In October 2018, the Scottish Parliament's Culture, Tourism, Europe and External Affairs Committee issued a call for evidence on preparing for Brexit (the Article 50 Preparedness Inquiry).

Scottish Contemporary Art Network, the Federation of Scottish Theatre and partners commissioned Ruth Stevenson of Ruthless Research to undertake an independent survey to gauge the views of people who work in the arts sector in Scotland in relation to this issue, to allow them to respond to this call for evidence in an informed manner. The survey focused on experiences of international working and the impact that Brexit might have on the arts sector in Scotland, to allow SCAN and FST to provide data that would properly advocate for the sector and for artists and arts workers based in Scotland.

### Methodology

This consultation was carried out by independent research organisation Ruthless Research, in line with the Market Research Society code of conduct.

Scottish arts workers were surveyed using an online self completion methodology which was open between 25th September and 8th October 2018. The survey was distributed widely via SCAN and FST contacts, industry bodies, social media and personal networks.

Those that answered "yes" when asked "Do you currently work in the arts sector in Scotland?" were eligible to complete the survey, and those that answered "no" were screened out. Incomplete responses from those that did not fill in the main body of the survey were also removed at the analysis stage.

In total, 341 respondents completed the survey.

Within the survey, Brexit was defined as follows: *Brexit is the impending withdrawal of the UK from the European Union (EU), following a referendum held in 2016. The UK is due to leave the EU in March 2019.* This definition was provided in the introduction, and again in the Brexit section of the survey.

# SCOTTISH CONTEMPORARY ART NETWORK

Findings from the survey were analysed by independent researcher Ruth Stevenson of Ruthless Research, and findings are presented in this report.

Please note that:

- Cross-analysis has been conducted using questions from within the survey.
- Analysis on sub-groups with base sizes of less than 50 should be treated with extreme caution.
- Total figures may add up to more or less than 100%, due to whole number rounding.

---

info@sca-net.org  
0141 553 5406

www.sca-net.org  
5<sup>th</sup> Floor, 103 Trongate, Glasgow, G1 5HD



Scottish Contemporary Art Network (SCAN) is a member led network committed to championing and supporting the contemporary art sector in Scotland.  
Scottish Contemporary Art Network (SCAN) is a Scottish Charitable Incorporated Organisation (SCIO): Charity Number SC043016

ALBA | CHRUTHACHAIL

## KEY FINDINGS FROM THE SURVEY

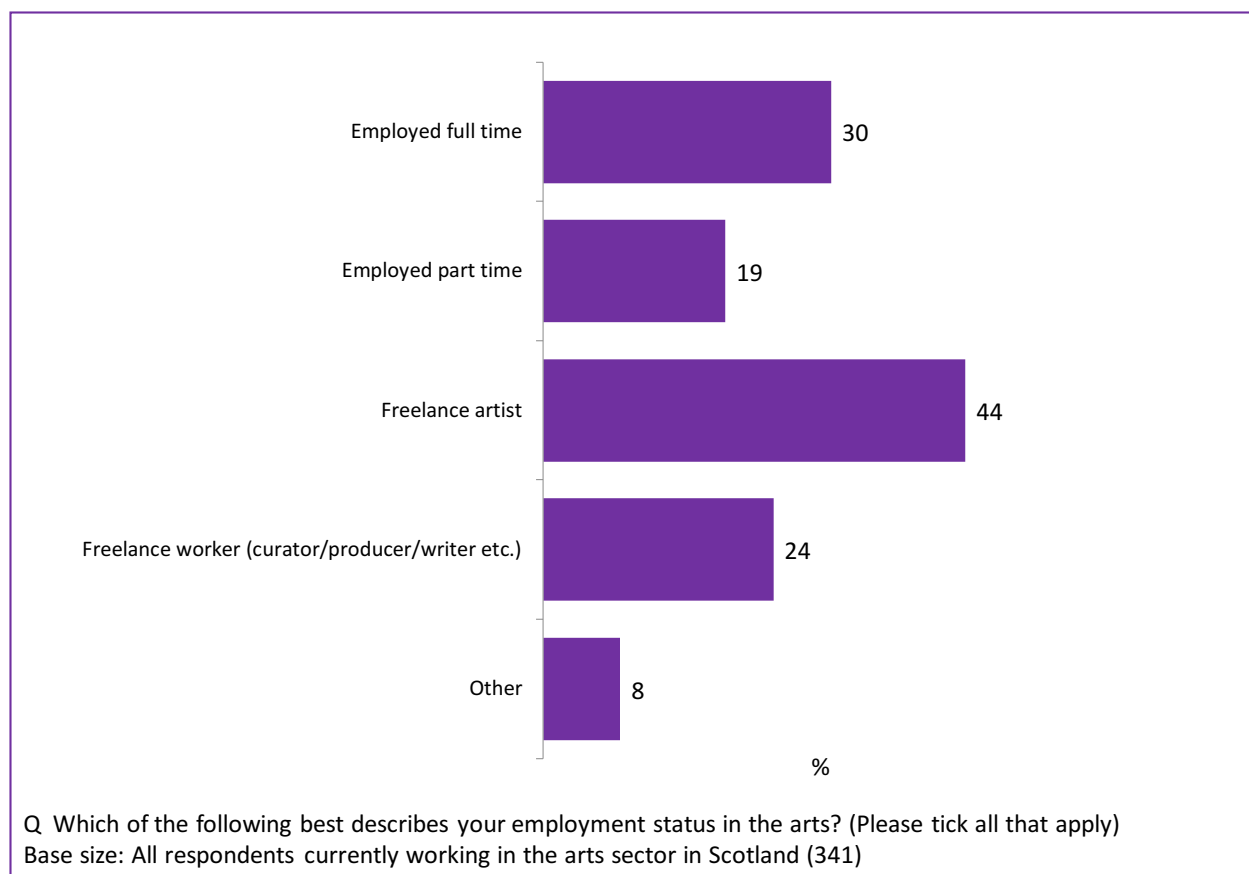
### About the respondents

In total, 341 individuals completed the survey. All of these individuals stated explicitly that they currently work in the arts sector in Scotland.

### Employment within the arts

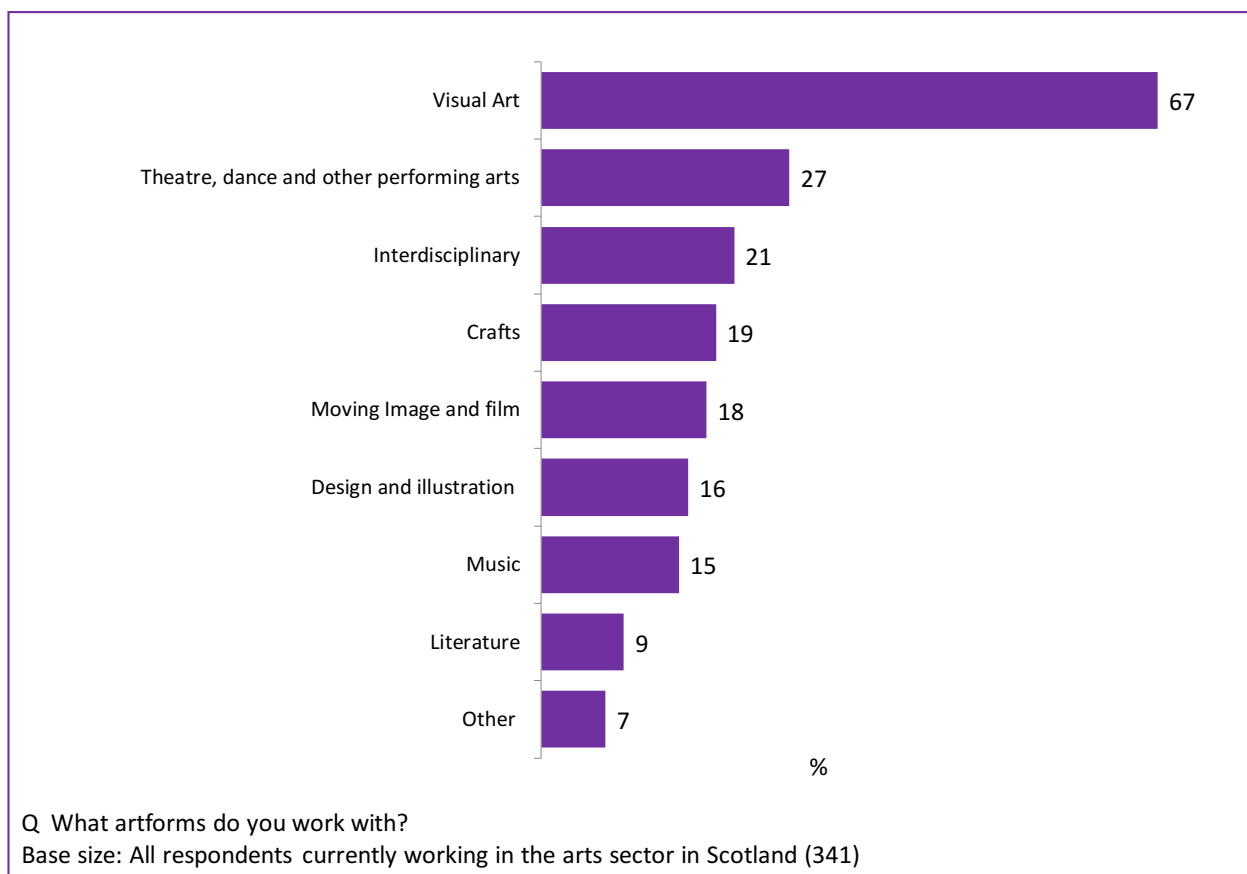
The respondents were asked to tell us about their employment within the arts sector.

We asked the respondents to tell us about their employment status, and the results can be found in the chart below.



The respondents most often worked as freelance artists (44%), were employed full time (30%) or were other freelance workers (24%).

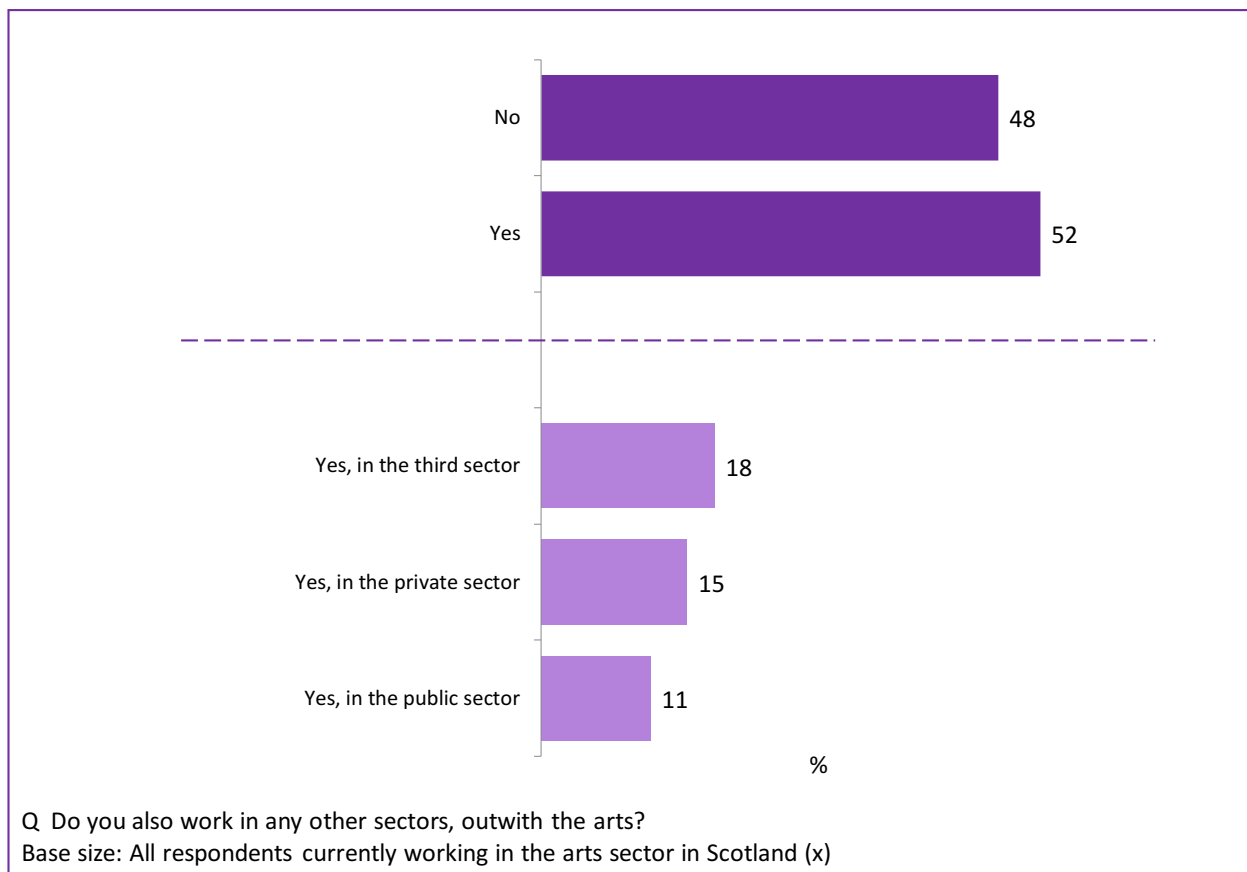
We asked the respondents to tell us which artforms they worked with, and the results can be found in the chart below.



Within the arts, the respondents most often worked with the following artforms: visual arts (67%), theatre, dance and other performing arts (27%), crafts (19%) and moving image and film (18%). Many of the respondents worked cross-artform, and indeed 21% stated that they were interdisciplinarity.

# SCOTTISH CONTEMPORARY ART NETWORK

We asked the respondents to tell us whether they also worked in any other sectors, and the results can be found in the chart below.



Just under half of the respondents worked solely within the arts sector (48%). However, 52% of the respondents said that they also worked in other sectors. In total, 11% of the respondents worked in the public sector, 15% worked in the private sector, and 18% worked in the third sector.

## Residential status

We asked the respondents to tell us about their residential status.

Q Which of the following best describes your nationality? (Please tick all that apply)		%
Base: All respondents currently working in the arts sector in Scotland (341)		
UK		75
Other EU nationality		14
Other		11
No response		7

The majority (75%) of the respondents had UK nationality, whilst 14% had (other) EU nationality and 11% had other nationality. Overall, 6% had dual nationality that crosses these categories.



Q For how many years have you lived in the UK?	
Base: All respondents currently working in the arts sector in Scotland (341)	%
Less than 5 years	4
- <5y, and am a UK national (Base: 254)	(2)
- <5y, and am an (other) EU national (Base: 47)	(21)
- <5y, and am another national (Base: 36)	(8)
More than 5 years	89
- 5+y, and am a UK national (Base: 254)	(98)
- 5+y, and am an (other) EU national (Base: 47)	(79)
- 5+y, and am another national (Base: 36)	(92)
No response	7

The vast majority of the respondents (89%) had lived in the UK for more than 5 years. Only 4% had lived in the UK for less than 5 years, although this figure was much higher amongst (other) EU nationals (21%) and other nationals (8%).

Q Do you have dual residency for tax purposes?	
Base: All respondents currently working in the arts sector in Scotland (341)	%
Yes	3
No	89
No response	7

Only 3% of the respondents held dual residency for tax purposes.

Q Do you currently support any children or other dependent family members in the UK?	
	%
Base: All respondents currently working in the arts sector in Scotland (341)	
Yes	38
- Yes, and am a UK national (Base: 254)	(42)
- Yes, and am an (other) EU national (Base: 47)	(38)
- Yes, and am another national (Base: 36)	(31)
No	55
No response	7

Overall, 38% of the respondents currently supported children or other dependent family members in the UK.

Although UK nationals were most likely to be supporting dependents in the UK (42%), figures were lower but still substantial amongst (other) EU nationals (38%) and other nationals (31%).

### Working outside the UK

We asked the respondents whether they ever work outside the UK.

Q Do you ever work outside the UK?	
	%
Base: All respondents currently working in the arts sector in Scotland (341)	
Yes	49
No	51

Overall, just under half (49%) of the respondents said that they ever work outside the UK. These individuals were asked to tell us more about their international working patterns.

**Income and costs**

We asked the respondents that worked internationally to tell us where, globally, their income comes from. The results can be found in the table below.

Q On average, approximately what percentage of your annual income comes from...?			
Base: All respondents that ever work outside the UK (166)	Range (low)	Av. % of income	Range (high)
The UK	5	83%	100
The EU (outwith the UK)	1	18%	90
Countries outwith the EU	0	11%	90

There was a huge variety in individual distributions of work, globally. Some worked exclusively or almost exclusively in the UK, some worked almost exclusively abroad. Taking an average of the data provided (which is a helpful estimation but means that the totals do not add to 100%), 83% of income in the sample came from the UK, 18% from the EU (outwith the UK), and 11% from countries outwith the EU.

We also asked the respondents that worked internationally how much they spend per year on visas, and the results can be found in the table below.

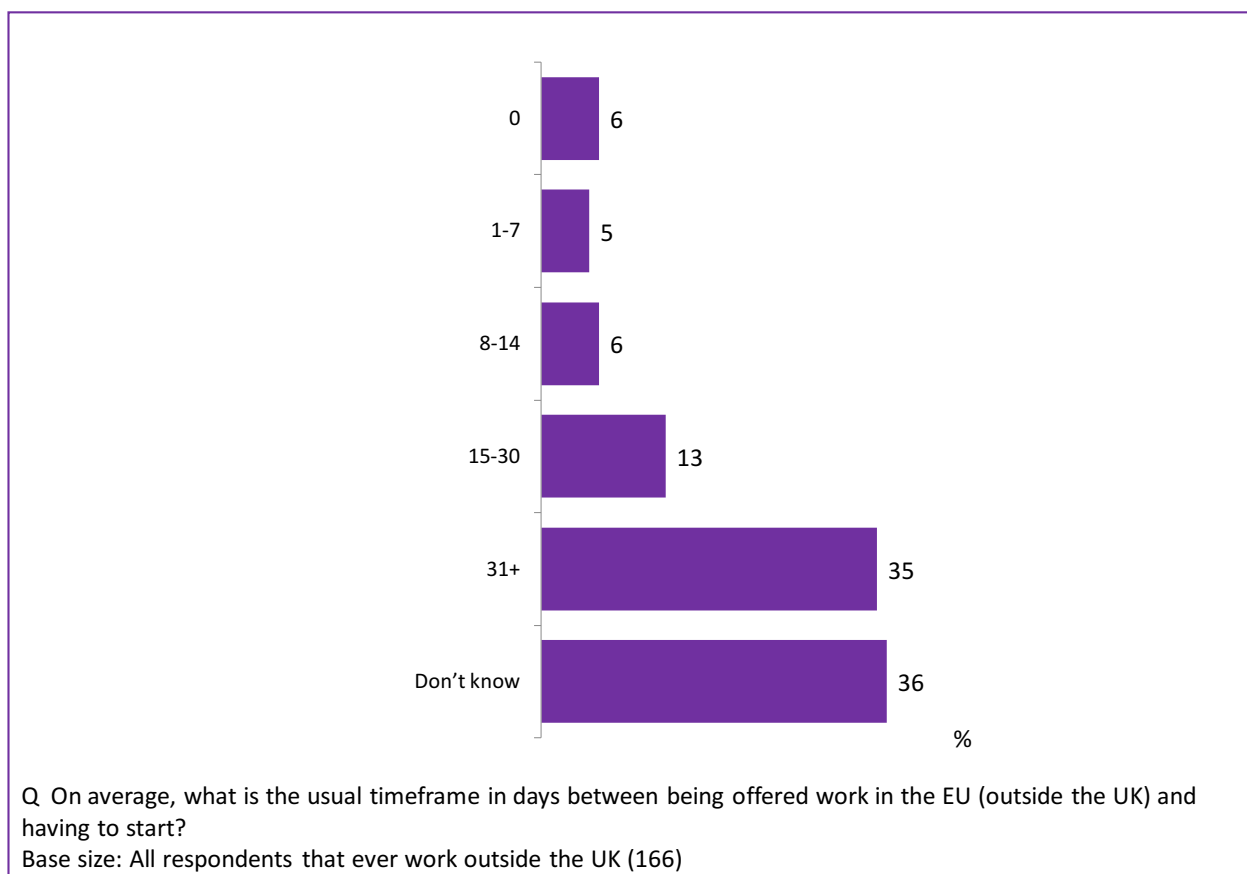
Q Approximately how much do you spend per year on visas?			
Base: All respondents that ever work outside the UK (166)	Range (low)	Av. £	Range (high)
		(all / spent any)	
All	£0 (73%)	£57 / £213	£2,000
- <i>UK nationals</i>	£0 (70%)	£70 / £235	£2,000
- <i>(other) EU nationals</i>	£0 (75%)	£30 / £119	£300
- <i>Other nationals</i>	£0 (84%)	£8 / £53	£60

In all cases, at least seven in ten of the respondents that ever worked abroad did not spend any money on visas. This was highest amongst other nationals (84%). The average amount spent on visas annually was highest amongst UK nationals, at £235 per year (for those that spent anything) with a range up to £2,000 annually.

### Timeframe and time commitments

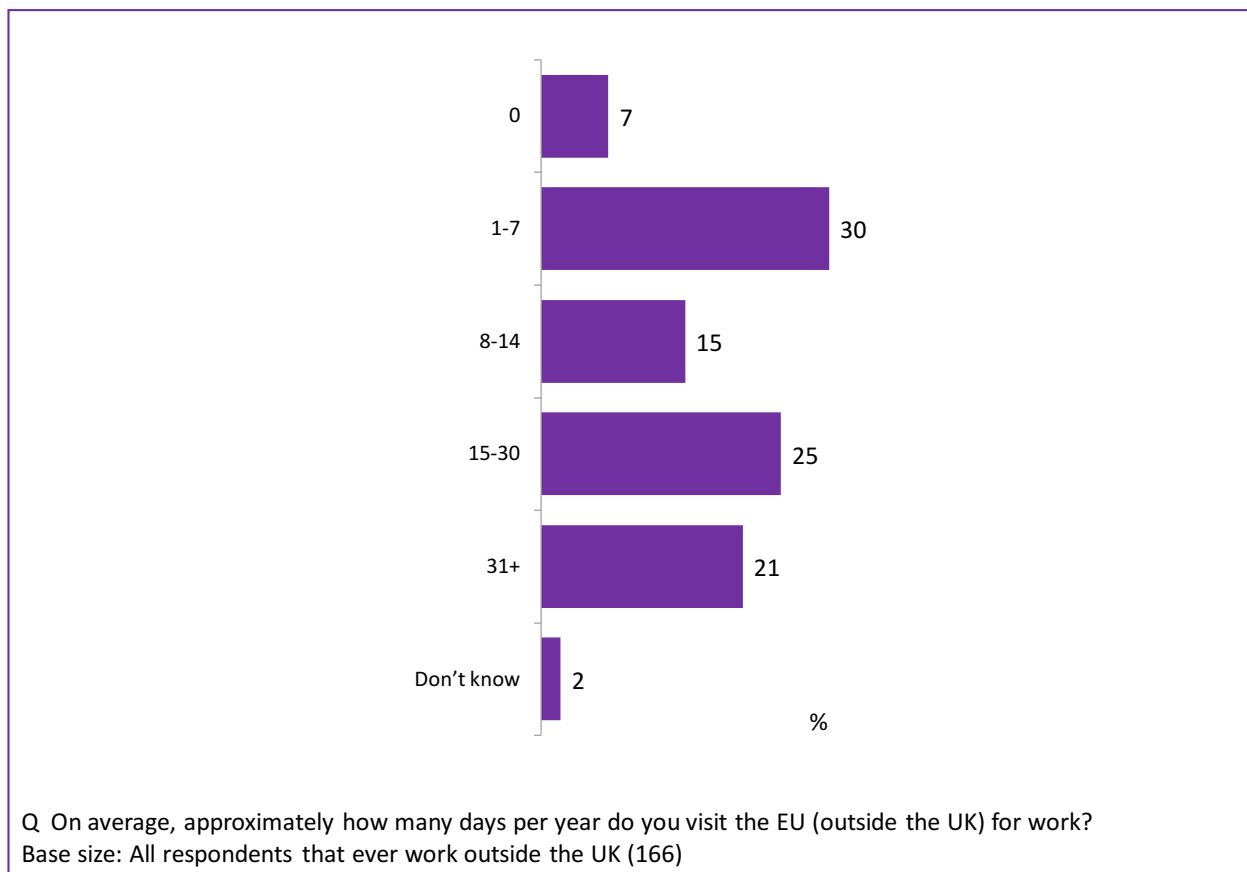
We asked those that ever worked internationally to tell us about their work timeframes and time commitments.

First, we asked the respondents that ever worked internationally to tell us about their usual timeframes when operating work in the EU, and the results can be found in the chart below.



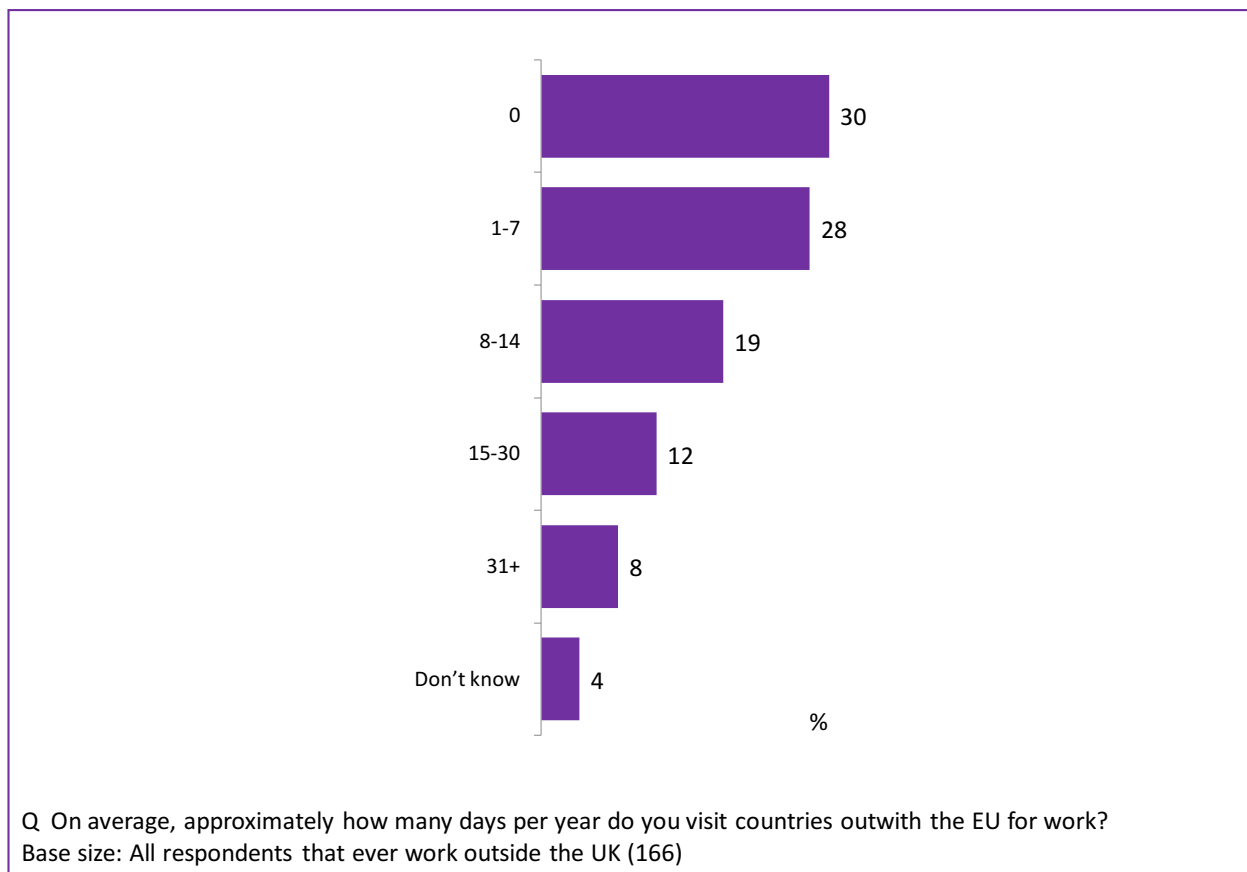
The respondents most often said that there was a time lapse of more than a month (35%) between being offered work in the EU (outside the UK) and having to start. Taking a mid-point average, the average was 22.3 days.

We asked the respondents that ever worked internationally to tell us how often they visit the EU for work, and the results can be found in the chart below.



The respondents most often said that they visit the EU (outside the UK) for between 1 and 7 days per year (30%), although a substantial proportion visit the EU for either 15-30 days (25%) or 31+ days (21%). Taking a mid-point average, the average was 15.3 days per year.

We asked the respondents that ever worked internationally to tell us how often they visit countries outside the EU for work, and the results can be found in the chart below.

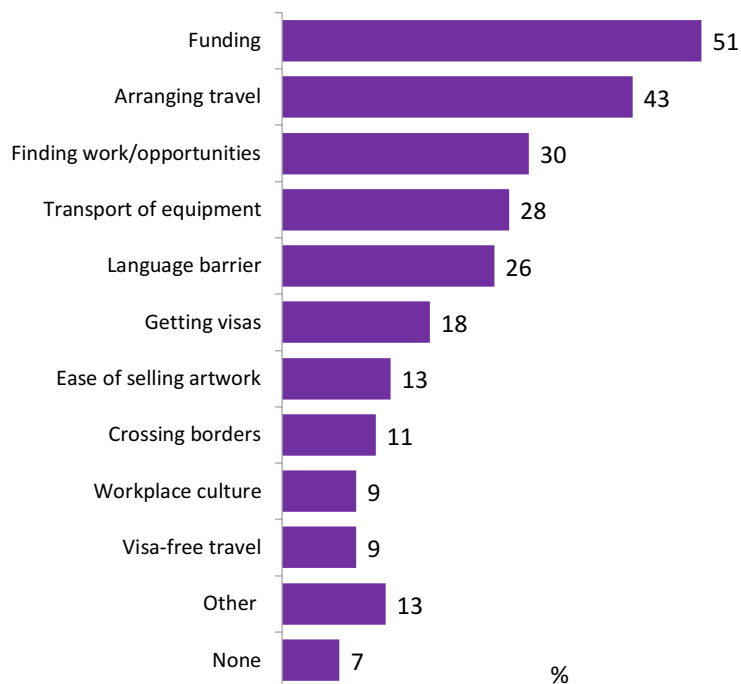


Three in ten respondents that work internationally do not work outside the EU.

The respondents most often said that they visit countries outside the EU for between 1 and 7 days per year (28%), with fewer visiting for longer periods. Taking a mid-point average, the average was 8.9 days per year.

### Barriers to international working

We asked those that ever worked internationally about what barriers, if any, they typically faced, and the results can be found in the chart below.



Q What barriers, if any, do you typically face when working internationally?  
Base size: All respondents that ever work outside the UK (166)

The barriers most often faced when working internationally were: funding (51%), arranging travel (43%), finding work / opportunities (30%), transport of equipment (28%) and the language barrier (26%).

Only 7% of those that worked internationally said that they faced no barriers.



## The impact of Brexit

The Scottish arts sector workers were asked about their perceptions of the impact of Brexit.

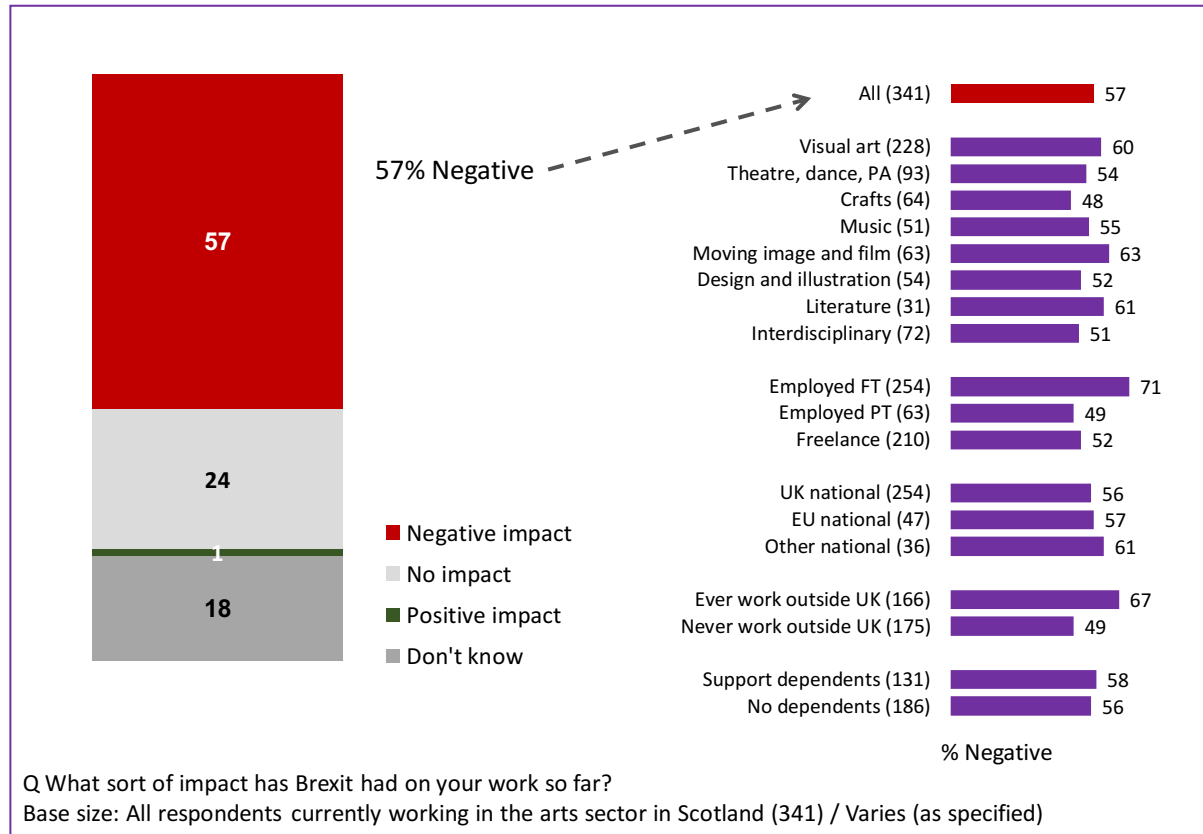
### Perceived impact of Brexit, so far

First, we asked all respondents what sort of impact Brexit had on their work so far, and the results can be found in the table below.

Q What sort of impact has Brexit had on your work so far?	
	%
Base: All respondents currently working in the arts sector in Scotland (341)	
Brexit has had a negative impact	57
Brexit has had no impact	24
Brexit has had a positive impact	1
Don't know	18

In total just under six in ten (57%) respondents felt that Brexit had a negative impact on their work so far, with 24% noticing no impact and 1% a positive impact.

This has also been broken down by a variety of sub-groups, in the chart below.



The sub-groups most likely to say that Brexit had a negative impact on their work so far were: those employed full time (71% negative), those that ever work outside the UK (67% negative), and other nationals (61% negative).

By artform, those with the most negative experience were in moving image and film (63% negative), literature (61% negative) and visual art (60% negative).

We asked the respondent to give us examples of the effect of Brexit on themselves or their work.

The full range of free-text responses were categorised and examples of impacts already experienced (rather than speculative impacts) are summarised below.

Q If you would like to give us any examples about the effect of Brexit on you or your work, please tell us here.	%
Base: All respondents currently working in the arts sector in Scotland (341)	
Uncertain or reduced funding	3
Weak pound	3
Stress	3
Fewer people coming to Scotland	2
Xenophobia	2
Cannot make plans	2
Cautious spending	2
Costs increased	1
Fewer bookings / lower income	1
Problems with international partnerships	1
Fewer opportunities to study abroad	1

Reduced access to funding was an issue already experienced by 3% of all respondents, through funding cuts happening already or promised.

“Funding opportunities are already reducing.”

“There is of course also the funding that is drying up.”

“We have not applied for European funds.”

“I have a project that benefited from 50% EU funding, so that won't happen again after Brexit.”

The weak pound had already had a negative impact on 3% of respondents, with many experiencing higher expenses and reduced opportunities as a result. Cautious spending (2%) leading to fewer bookings / lower income (1%) was also linked to this.

“I have already turned down several opportunities for valuable networking this year because the drop in the value of the pound has made travel and accommodation to and in the EU much more expensive.”

“People are already more cautious with their spending.”

“In 2017 costs for a major refit rocketed because of the Brexit vote.”

“International booking went down.”

“I do believe my art sales have suffered.”

“The low pound has reduced my income from countries using the Euro. I am already significantly worse off as a result of Brexit, to the point where I am considering the viability of remaining an artist and am looking for other work to support my family, having made a good living for a number of years.”

“My turnover has dramatically reduced since the Brexit vote, leaving me unable to invest or sustain growth. As an importer, the drop in the pound means I can purchase less with the money I do make. I am planning on closing my business shortly, after 12 years in operation.”

Some respondents were experiencing stress or had noticed stress in their colleagues as a result of Brexit (3%), and for some this was heightened by increased xenophobia in Scotland (2%).

“Huge anxiety and fear in the young people I work with about their futures. and in the older ones too, frankly, which keeps them from being able to grow their own work.”

“Stress caused to contacts and colleagues who are from EU. Some going for citizenship as a result - also stressful and expensive.”

“I have recently been repeatedly questioned why I am here in Scotland, why I don't speak accent-free English and when I am planning to go back to where I am from. I have been living in Scotland for 23years!!! It is completely undermining my confidence and peace-of-mind.”

“It already has given UK a reputation for being racist, unwelcoming, economically stupid, inward looking and uninterested in culture - either local or global.”

“I don't feel welcome anymore.”

It was also notable that 2% of respondents said that they were unable to make future plans as a result of the uncertainty of Brexit.

“The complete mess the preparations are in creates uncertainty for my business planning.”

“Cannot plan to cover events beyond March 2019 with certainty.”

“I am unable to commit to long-term projects as I am living in uncertainty of whether I will be able to stay in Scotland, legally or financially.”

“I have already had to turn down EU-area & international opportunities for 2019 and 2020 as I do not know how easy it will be for me to travel, be allowed back into UK nor how long I can stay outside UK for work purposes w/o affecting residency.”

## Anticipated future impact of Brexit

We then asked all respondents what sort of impact they expected Brexit to have in the future, and the results can be found in the chart below.

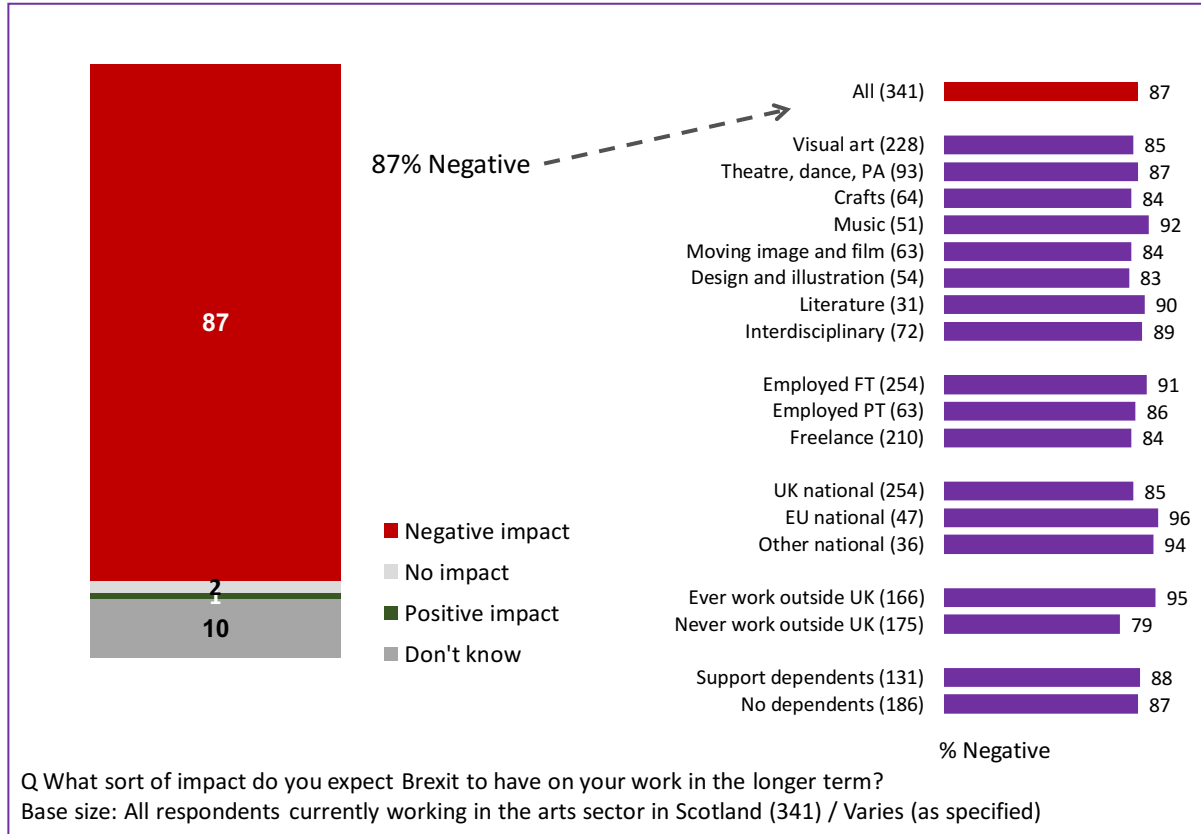


The vast majority of the respondents expected Brexit to have a negative impact in the future:

- 87% expect that Brexit will have a negative impact on their work in the longer term.
- 90% expect that Brexit will have a negative impact on the arts sector in Scotland over the next few years.
- 87% expect that Brexit will have a negative impact on international perceptions of the arts sector in Scotland over the next few years.

Each of these have also been broken down by a variety of sub-groups, in the charts that follow.

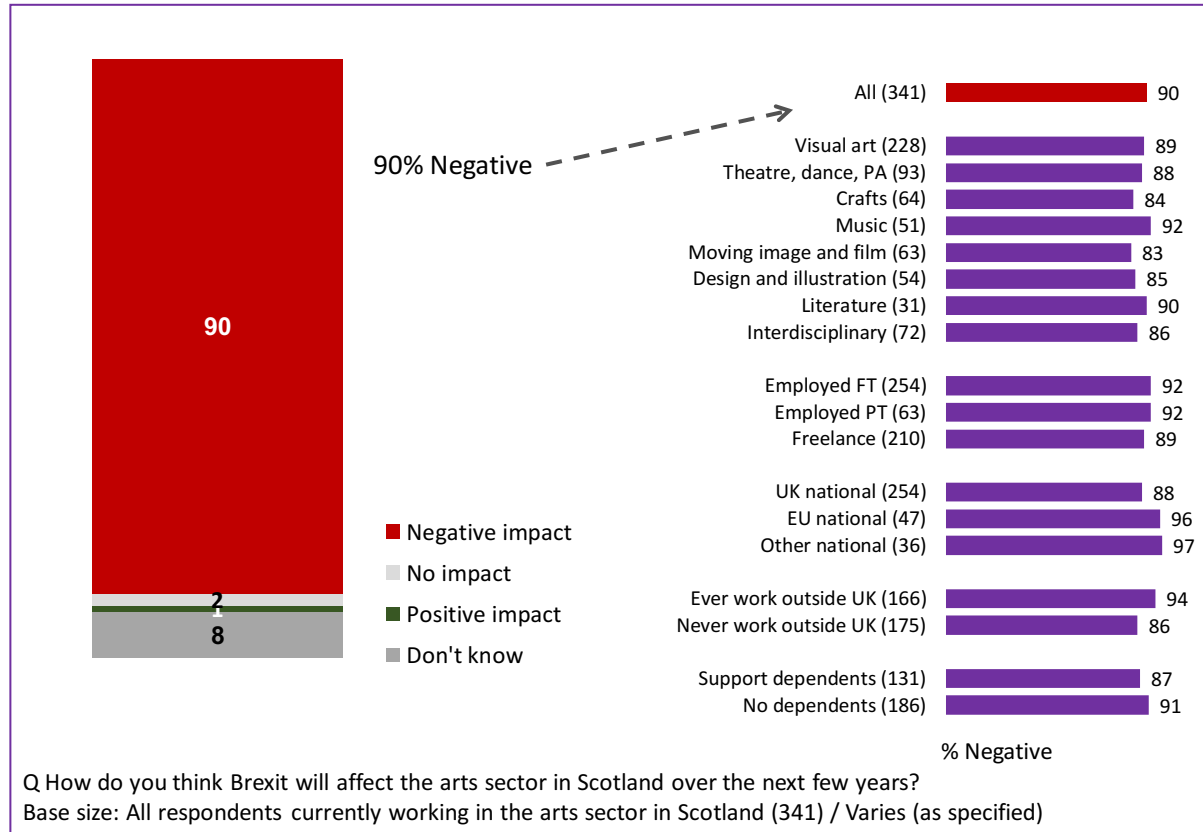
The following chart shows the anticipated impact of Brexit on own work in the longer term.



The sub-groups most likely to anticipate that Brexit would have a negative impact on their work in the longer term were: EU nationals (96% negative), those that ever work outside the UK (95% negative), and those employed full time (91% negative).

By artform, those most likely to anticipate a negative impact were in music (92% negative), literature (90% negative) and interdisciplinary work (89% negative).

The following chart shows the anticipated impact of Brexit on the arts sector in Scotland over the next few years.

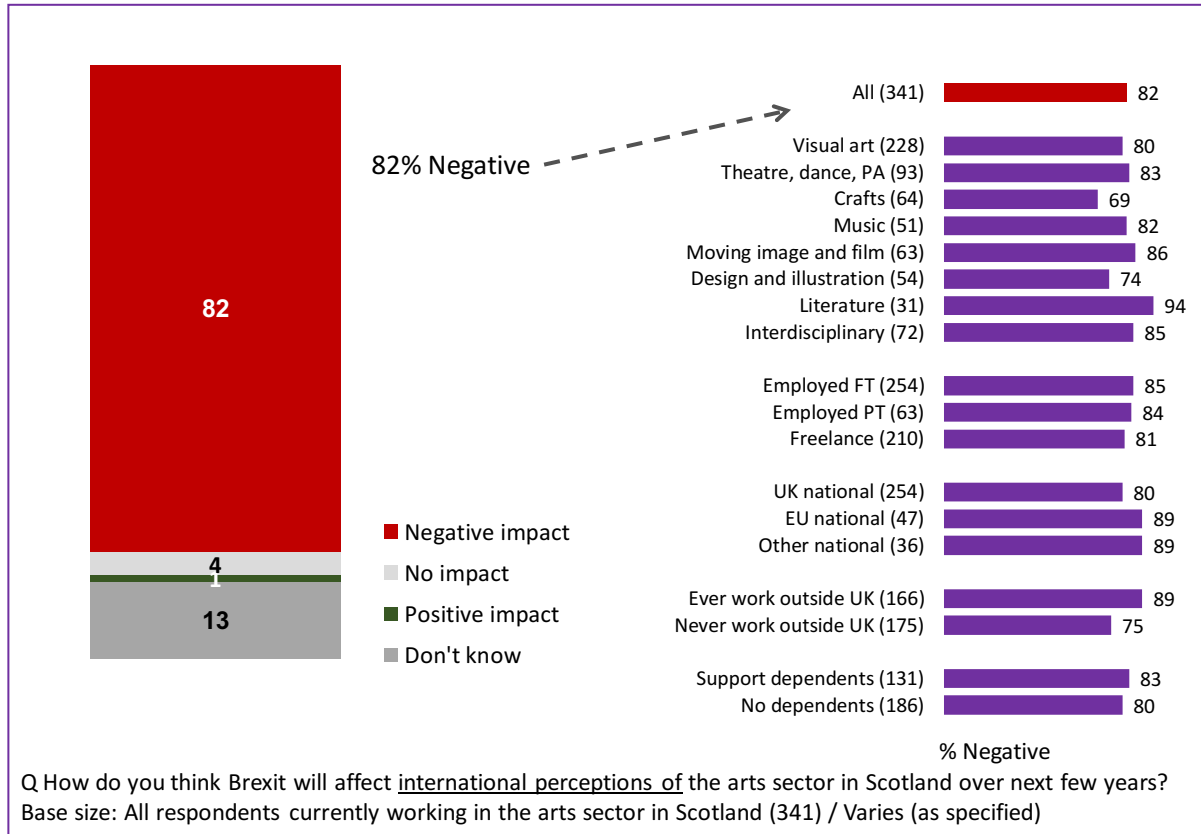


The sub-groups most likely to anticipate that Brexit would have a negative impact on the arts sector in Scotland over the next few years were: Other nationals (97% negative), EU nationals (96% negative) and those that ever work outside the UK (94% negative).

By artform, those most likely to anticipate a negative impact were in music (92% negative), literature (90% negative) and visual art (89% negative).



The following chart shows the anticipated impact of Brexit on international perceptions of the arts sector in Scotland over next few years.



The sub-groups most likely to anticipate that Brexit would have a negative impact on the arts sector in Scotland over the next few years were: those that ever work outside the UK (89% negative), other nationals (89% negative) and EU nationals (89% negative).

By artform, those most likely to anticipate a negative impact were in literature (94% negative), moving image and film (86% negative) and interdisciplinary work (85% negative). The artforms least likely to be anticipating a negative impact were crafts (69% negative) and design and illustration (74% negative).

## Post-Brexit residency plans

We asked the respondents about their plans for after Brexit.

First, we asked all respondents whether Brexit had prompted them to apply for UK citizenship, and the results can be found in the table below.

Q Has Brexit prompted you to apply for UK citizenship?	
	%
Base: All respondents currently working in the arts sector in Scotland (341)	
Yes, I have applied for UK citizenship	1
I am thinking about applying for UK citizenship	6
No, I do not plan to become a UK citizen	9
I already have UK citizenship	81
Don't know	4

In total, 1% of all respondents had already applied for UK citizenship as a direct result of Brexit, and 6% were thinking of applying for UK citizenship as a direct result of Brexit.

The following table re-bases this data, to look at those that did not already have UK citizenship.

Q Has Brexit prompted you to apply for UK citizenship?	
	%
Base: All respondents currently working in the arts sector in Scotland who do not have UK citizenship (66)	
Yes, I have applied for UK citizenship	5
I am thinking about applying for UK citizenship	33
No, I do not plan to become a UK citizen	44
I already have UK citizenship	0
Don't know	18

Of those that did not already have UK citizenship, 5% had already applied for UK citizenship as a direct result of Brexit, and 33% were thinking of applying for UK citizenship as a direct result of Brexit.

Next, we asked all respondents about their post-Brexit residency plans, and the results can be found in the table below.

Q Which of the following best describes your post-Brexit residency plans?	
	%
Base: All respondents currently working in the arts sector in Scotland (341)	
I plan to stay in Scotland / the UK	71
I am considering leaving Scotland / the UK	22
- <i>Considering leaving, and am a UK national</i>	(20)
- <i>Considering leaving, and am an (other) EU national</i>	(40)
- <i>Considering leaving, and am another national</i>	(33)
I plan to leave Scotland / the UK	4
- <i>Plan to leave, and am a UK national</i>	(1)
- <i>Plan to leave, and am an (other) EU national</i>	(17)
- <i>Plan to leave, and am another national</i>	(3)
Don't know	4

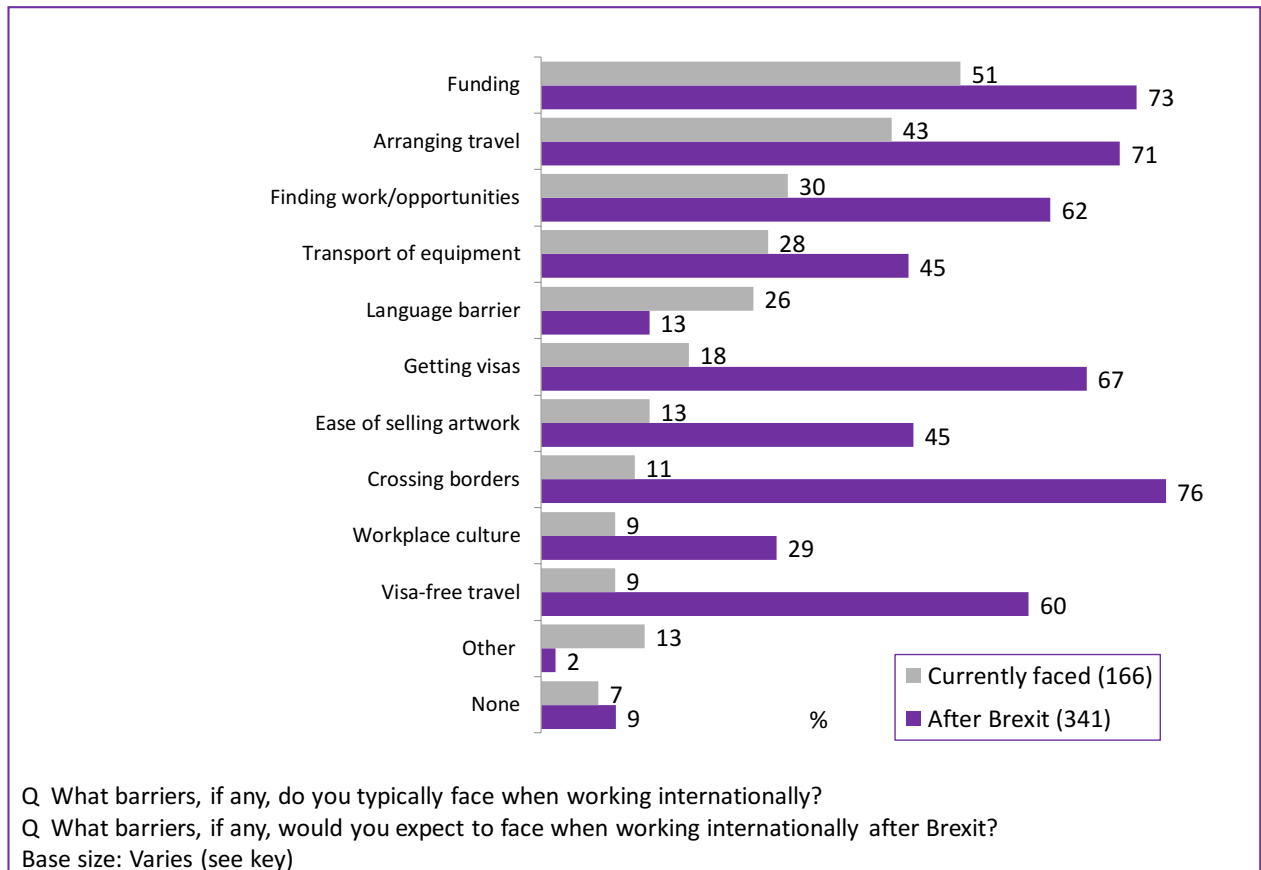
Around seven in ten (71%) respondents plan to stay in Scotland or the UK after Brexit.

In total, more than a quarter (26%) of all respondents plan to or were considering leaving Scotland / the UK after Brexit, rising to 57% of (other) EU nationals and 36% of nationals from outwith the EU:

- 4% of all respondents already have definite plans to leave Scotland / the UK after Brexit, rising to 17% of (other) EU nationals and 3% of nationals from outwith the EU.
- 22% of all respondents are considering leaving Scotland / the UK after Brexit, rising to 40% of (other) EU nationals and 33% of nationals from outwith the EU.

## Post-Brexit practicalities

We asked the respondents about what barriers, if any, they would expect to face after Brexit, and the results can be found in the chart below.



After Brexit, the barriers that the respondents most often expect to face are: crossing borders (76%), funding (73%), arranging travel (71%), and getting visas (67%).

Comparing this to what those that currently work internationally typically experience already (in grey), the difference is expected to be large. More respondents expect to face more barriers after Brexit, including in some areas (relating to borders and visas) that are not widely experienced as problems at the moment.

The respondents were asked to tell us what kind of support they might find useful when preparing for or managing the impact of Brexit. A feeling of uncertainty came strongly through the comments, with many respondents saying they did not know what might happen next.

# SCOTTISH CONTEMPORARY ART NETWORK

“I feel that things will only get worse although I am unsure exactly how.”

“As I have no idea how it's going to impact I have no idea how to prepare.”

“We are in the dark.”

---

info@sca-net.org  
0141 553 5406

www.sca-net.org  
5<sup>th</sup> Floor, 103 Trongate, Glasgow, G1 5HD



Scottish Contemporary Art Network (SCAN) is a member led network committed to championing and supporting the contemporary art sector in Scotland.  
Scottish Contemporary Art Network (SCAN) is a Scottish Charitable Incorporated Organisation (SCIO): Charity Number SC043016

ALBA | CHRUTHACHAIL

Many of the respondents expressed general concerns about their future ability to work within the arts in Scotland.

“We need contingency planning so that artists and arts workers who'll soon be out of a job can feed themselves.”

“I just want to live in Scotland and contribute to society.”

“My life and career are the same thing. If my legal position is not safe in Scotland I won't have a career and will have to leave.”

“If the country goes into some crisis the arts will be what they go for first.”

The full range of free-text responses were categorised and are summarised below.

Q What sort of support might you find useful when preparing for or managing the impact of Brexit on your career?		%
Base: All respondents currently working in the arts sector in Scotland (341)		
Need for information and advice		18
Concerns about visas		11
Access to funding		10
International networks		5
Concerns about travel		5
Concerns about import/export and customs		5
Need for free movement of people		4
Concerns about touring		2
Need for high level strategy		2
Need for artist residencies		1

Most often, the respondents requested more information and advice about Brexit (18%) and

this was typically accompanied by acknowledging particular concerns including visas (11%), funding (10%), travel (5%) and import/export and customs (5%). For example:

“Advice on how touring/travel between EU countries is going to work.”

“Information on funding that was once covered by EU funding.”

“Advice on how to continue making a living.”

“What the impact will be for freelancers and those earning below the current income threshold for international immigration.”

“A practical ‘how to’ guide on culture & Brexit - for example - how to best navigate getting artist fees paid from EU exhibitions, what to do about transport & return of artwork from exhibitions, visa instructions, etc.”

The respondents also highlighted particular needs around free movement of people (4%), a high level strategy (2%) and artist residencies (1%). For example:

“Assurances that people will be able to travel and work freely. I also would like to know that talent and expertise will be able to travel freely to Scotland and UK.”

“There needs to be more support for migrants workers living in the UK, undocumented workers and artists who will be working internationally either as visitors to UK or UK citizens trying to work in the EU.”

“A creative Scottish strategy which can be supported by the Scottish Government in Europe.”

“We also need representation for Scotland abroad.”

It was also felt that more or continued access to local and international networks would be useful (5%). For example:

“Access to networks to support international relationships for programming and collaborative projects.”

“Support groups for EU National and International staff employed in the art sector in Scotland.”

A small number of comments also related to the positive or neutral impact of Brexit. For example:



“I genuinely think it won't have an impact. The rest of the world will still want to work with the UK, it will be made to work.”

“Impartial clear information about how it is impacting my career in positive and negative ways and not taken out right to be a negative impact.”

## Summarised findings

### About the respondents

- The respondents most often worked as freelance artists (44%), were employed full time (30%) or were other freelance workers (24%).
- They most often worked with the following artforms: visual arts (67%), theatre, dance and other performing arts (27%), crafts (19%) and moving image and film (18%).
- 52% said that they also worked in other sectors outwith the arts.
- The majority (75%) had UK nationality, whilst 14% had (other) EU nationality and 11% had other nationality.
- 4% had lived in the UK for less than 5 years.
- 3% held dual residency for tax purposes.
- 38% currently supported children or other dependent family members in the UK.

### Working outside the UK

- 49% of the respondents said that they ever work outside the UK. These individuals were asked to tell us more about their international working patterns.
- There was a huge variety in individual distributions of work, globally.
- On average (based on data provided so totals do not add to 100%), 83% of income came from the UK, 18% from the EU (outwith the UK), and 11% from countries outwith the EU.
- 73% of the respondents that ever worked abroad did not spend any money on visas. This was highest amongst other nationals (84%).
- The average amount spent on visas annually was highest amongst UK nationals, at £235 per year (for those that spent anything) with a range up to £2,000 annually.
- The average time lapse between being offered work in the EU (outside the UK) and having to start was 22.3 days.
- The average number of days spent working in the EU (outside the UK) was 15.3 days per year.
- The average number of days spent working in countries outside the EU was 8.9 days per year.
- The barriers most often faced when working internationally were: funding (51%), arranging travel (43%), finding work / opportunities (30%), transport of equipment (28%) and the language barrier (26%).
- 7% of those that worked internationally said that they faced no barriers.

### The perceived impact of Brexit, so far

- 57% of respondents felt that Brexit had a negative impact on their work so far, with

# SCOTTISH CONTEMPORARY ART NETWORK

24% noticing no impact and 1% a positive impact.

- The sub-groups most likely to say that Brexit had a negative impact on their work so far were: those employed full time, those that ever work outside the UK, and other nationals.
- Issues most often already experienced included uncertain or reduced funding (3%), the weak pound (3%) and stress (3%).

---

info@sca-net.org  
0141 553 5406

www.sca-net.org  
5<sup>th</sup> Floor, 103 Trongate, Glasgow, G1 5HD



Scottish Contemporary Art Network (SCAN) is a member led network committed to championing and supporting the contemporary art sector in Scotland.  
Scottish Contemporary Art Network (SCAN) is a Scottish Charitable Incorporated Organisation (SCIO): Charity Number SC043016

ALBA | CHRUTHACHAIL

### The anticipated future impact of Brexit

- The vast majority of the respondents expected Brexit to have a negative impact in the future:
  - 87% expect that Brexit will have a negative impact on their work in the longer term.
  - 90% expect that Brexit will have a negative impact on the arts sector in Scotland over the next few years.
  - 87% expect that Brexit will have a negative impact on international perceptions of the arts sector in Scotland over the next few years.
- Again, the sub-groups most likely to anticipate a negative impact were: those employed full time, those that ever work outside the UK, and non-UK nationals.

### Post-Brexit residency plans

- 1% of all respondents had already applied for UK citizenship as a direct result of Brexit, and 6% were thinking of applying for UK citizenship as a direct result of Brexit.
  - Of those that did not already have UK citizenship, 5% had already applied for UK citizenship as a direct result of Brexit, and 33% were thinking of applying for UK citizenship as a direct result of Brexit.
- Around seven in ten (71%) respondents plan to stay in Scotland or the UK after Brexit.
- 26% of all respondents plan to or were considering leaving Scotland / the UK after Brexit, rising to 57% of (other) EU nationals and 36% of nationals from outwith the EU.
- 4% of all respondents already had definite plans to leave Scotland / the UK after Brexit, rising to 17% of (other) EU nationals and 3% of nationals from outwith the EU.
- 22% of all respondents were considering leaving Scotland / the UK after Brexit, rising to 40% of (other) EU nationals and 33% of nationals from outwith the EU.

### Post-Brexit practicalities

- After Brexit, the barriers that the respondents most often expect to face are: crossing borders (76%), funding (73%), arranging travel (71%), and getting visas (67%).
- Compared to current experiences, the difference is expected to be large. More respondents expect to face more barriers after Brexit, including in some areas (relating to borders and visas) that are not widely experienced as problems at the moment.

### Support needs

- When asked what support would be beneficial, most often the respondents requested more information and advice about Brexit (18%) and this was typically accompanied by acknowledging particular concerns including visas (11%), funding (10%), travel (5%)

and import/export and customs (5%).

- The respondents also highlighted particular needs around free movement of people (4%), a high level strategy (2%) and artist residencies (1%).
- A small number of comments also related to the positive or neutral impact of Brexit.